

**SURVEY ON TRADITIONAL HEALTH CARE METHODS
AT RAMULAPUTTU, PADERU AREA**

BY

PETELI DHANALAKSHMI

REGD.NO:720130805247



Estd : 1860

**PROJECT WORK SUBMITTED TO MRS. A.V.N COLLEGE,
AFFILIATED TO ANDHRA UNIVERSITY, VISAKHAPATNAM FOR
THE PARTIAL FULFILMENT OF DEGREE OF**

BACHELOR OF SCIENCE

2020 – 2023


MRS. A.V.N COLLEGE

VISAKHAPATNAM - 530001
ANDHRA PRADESH

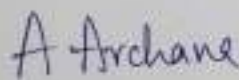


CERTIFICATE

This is to certify that project entitled as " SURVEY ON TRADITIONAL HEALTH CARE METHODS AT RAMULAPUTTU, PADERU AREA " is bonafide work done by PETELI DHANALAKSHMI (Regd. no: 720130805247), B. Sc - C.B.Z student under my guidance. I certify that the project work done by him/her is original and has not been submitted to any other information.


(M. Simhadri Naidu)

PRINCIPAL
MRS. A.V.N. COLLEGE
VISAKHAPATNAM


(Dr. Archana)
MENTOR

Program Book
for
Community Service Project

Name of the Student: PETELI, DHANALAKSHMI

Name of the College: Mrs. AVAI College, Visakhapatnam

Registration Number: 720130805247

Period of CSP: 2 Months From: 15/10/2021 To: 15/12/2022

Name & Address of the Community/Habitation: RAMULA PUTTU (vi)
PADERU (MDL)

Community Service Project Report

Submitted in accordance with the requirement for the degree of

Name of the College: Mrs. AUN college

Department: Zoology

Name of the Faculty Guide: Dr. A. Archana

Duration of the CSP: From 2022 To 2023

Name of the Student: P. Chantalakshmi

Programme of Study: Traditional health care methods

Year of Study: 2022-2023 - IInd yr

Register Number: 20130805247

Date of Submission: 17/05/2023

12. Practice professional communication skills with team members, and with the leaders and officials of the community. This includes expressing thoughts and ideas effectively through oral, written, and non-verbal communication, and utilizing listening skills.
13. **Be regular in filling up your Program Book. It shall be filled up in your own handwriting. Add additional sheets wherever necessary.**
14. At the end of Community Service Project, you shall be evaluated by the person in-charge of the community/habitation to whom you report to.
15. There shall also be evaluation at the end of the community service by the Faculty Guide and the Principal.
16. Do not indulge in any political activities.
17. Ensure that you do not cause any disturbance to the inhabitants or households during your interaction or collection of data.
18. Be cordial but not too intimate with the persons you come across during your service activities.
19. You should understand that during this activity, you are the ambassador of your College, and your behavior during the community service programme is of utmost importance.
20. If you are involved in any discipline related issues, you will be withdrawn from the programme immediately and disciplinary action shall be initiated.
21. Do not forget to keep up your family pride and prestige of your College.
22. Remember that you are rendering valuable service to the society and your role in the community development will become part of the history of the community.

Instructions to Students for Community Service Project

Please read the detailed Guidelines on Community Service Project hosted on the website of AP State Council of Higher Education <https://apsche.ap.gov.in>

Link:

<https://apsche.ap.gov.in/Pdf/Guidelines%20for%20the%20OJT%20Internship%20Community%20Service%20Project.pdf>

1. It is mandatory for all the students to complete 2 months (180 hours) of Community Service Project as a part of the 10 month mandatory internship/on the job training.
2. Consider yourself as a committed volunteer in the community, you work with.
3. Every student should identify the village/community/habitation for Community Service Project (CSP) in consultation with the College Principal/the authorized person nominated by the Principal.
4. Report to the community/habitation as per the schedule given by the College. You must make your own arrangements of transportation to reach the community/habitation.
5. You will be assigned with a Faculty Guide from your College. He/She will be creating a WhatsApp group with your fellow volunteers. Post your daily activity done and/or any difficulty you encounter during the programme.
6. You should maintain punctuality in attending the CSP. Daily attendance is compulsory.
7. You are expected to learn about the community/habitation and their problems.
8. Know the leaders and the officials of the community/habitation.
9. While in project, always wear your College Identity Card.
10. If your College has a prescribed dress as uniform, wear the uniform daily.
11. Identify at least five learning objectives in consultation with your Faculty Guide. These learning objectives can address:
 - Information about the community, including the realities and problems of the society.
 - Need for creating awareness on socially relevant aspects/programs.
 - Acquiring specific Life Skills.
 - Learning areas of application of knowledge and technologies related to your discipline.
 - Identifying developmental needs of the community/habitation.

Student's Declaration

I, Am....., a student of CM..Program, Reg. No. 72013030298 of the Department of zoology, Mrs. A.V.N College do hereby declare that I have completed the mandatory community service from 8/08/23 to 20/09/23 in P. Chavalakshmi (Name of the Community/Habitation) under the Faculty Guideship of A. Archana (Name of the Faculty Guide), Department of Zoology in Mrs. A.V.N..... College


P. Dhanalakshmi
(Signature and Date)

17/3/2023

Endorsements

Faculty Guide A. Archana
(Dr. Archana)


Head of the Department zoology


Principal **PRINCIPAL**
Mrs. A.V.N. COLLEGE
VISAKHAPATNAM

Certificate from Official of the Community

This is to certify that P. DHANILAKSHMI (Name of the Community Service Volunteer) Reg. No. 170300247 (Name of the College) underwent community service in Traditional Health (Name of the Community) from 2022 to 2023 (Date Methods)

The overall performance of the Community Service Volunteer during his/her community service is found to be Good (Satisfactory/Good).


Assistant Superintendent
Paderu Mandal
Rajahmundry Dist. 53102

ACKNOWLEDGEMENTS

I would like to express my special thanks of gratitude to my teacher Dr. A. Archana as well as our principal M. Simhadri Naidu who gave me the golden opportunity to do this wonderful on the topic.

Help me to learn a lot in the research and course of completion of this project.

I am also indebted to my family and friends for their valuable support advice and love which helped me to do this project with given

CHAPTER 2: OVERVIEW OF THE COMMUNITY

- About the Community/Village/Habitation including historical profile of the community/habitation, community diversity, traditions, ethics and values.
- Brief note on Socio-Economic conditions of the Community/Habitation.

- * Community Service Project is an experiential learning strategy that integrates:
 - * meaningful community service with inter-
-vention, participation, learning and community
development.
 - * Community service project involves
students in community development and
service activities and applies the experience
to person as and applies the experience
to person and academic development.
 - * Community service project is meant to
link the community with the college
for mutual benefit the community will
be benefited with the focused contribu-
-tion of the college students to the
village local development.
 - * The college finds an opportunity to
development social sensitivity and respon-
sibility among students, and also emergence
of a socially responsible institution.

CHAPTER 1: EXECUTIVE SUMMARY

The community service report shall have only a one-page executive summary. It shall include a brief description of the Community and summary of all the activities done by the student in CSP and five or more learning objectives and outcomes.

ACTIVITIES DONE

- 1) Survey conducted in village.
- 2) conducted community
- 3) project implemented in village.
- 4) created project village.

LEARNING ACTIVITIES

- 1) To sensitize to living conditions of the people who are around use.
- 2) To realize the stark realities of the society.
- 3) To devold social conciousness, sensibility responsibility and a stability.
- 4) To initiate developmental activities in village.

LEARNING OUTCOME

- 1) Apply fundamentals of safety disciplinary concepts and traditional health care methods.
- 2) Demonstrate the traditional health care methods.
- 3) use effective oral, written and visual communication
- 4) Integrate information from multiple survey.
- 5) Demonstrate awareness in people.
- 6) Identify and new varieties of traditional methods.
- 7) How to use traditional methods of medicines.

ACTIVITIES DONE:-

- 1) survey conducted in village.
- 2) conducted community
- 3) project implemented in village
- 4) created project village.

LEARNING ACTIVITIES

- 1) To sensitize to the living conditions of the people who are around us.
- 2) To realize the stark realities of the society
- 3) To devoid social consciousness, sensibility, responsibility and stability.
- 4) To initiate developmental activities in village.

LEARNING OUTCOME

- 1) Apply fundamentals safety disciplinary concepts and traditional health care methods.
- 2) Demonstrate the traditional health care methods.
- 3) use effective oral, written and visual communication.
- 4) Integrate information from multiple survey.
- 5) Demonstrate an aware in people.
- 6) Identify and new varieties of traditional methods.
- 7) How to use traditional methods of medicines.

CHAPTER 3: COMMUNITY SERVICE PART

Description of the Activities undertaken in the Community during the Community Service Project. This part could end by reflecting on what kind of values, life skills, and technical skills the student acquired.

ACTIVITIES DONE :-

- 1) Survey conducted in village
- 2) Conducted community awareness campaign.
- 3) project implemented in village.
- 4) created project report.

VALUES LEARN :-

- | | |
|-----------------|-------------|
| 1) cooperation. | 5) Respect |
| 2) comparison. | 6) Kindness |
| 3) Gratitude | 7) courage |
| 4) morally | 8) Empathy. |

LIFE SKILLS LEARN :-







- | | |
|----------------------|--------------------|
| 1) communication | 5) social skills |
| 2) Decision-making | 6) leadership |
| 3) critical thinking | 7) time management |
| 4) problem solving | 8) speech. |

TECHNICAL SKILL LEARN :-

- 1) Data & Analysis.
- 2) writing
- 3) project management
- 4) Analytics
- 5) team work
- 6) research

12

ACTIVITY LOG FOR THE FIRST WEEK

DAY & DATE	BRIEF DESCRIPTION OF THE DAILY ACTIVITY	LEARNING OUTCOME	Person In-charge Signature
Day - 1	Surveying the villages	Data collection and Analysing.	
Day - 2	Surveying the villages	Data collection and Analysing.	
Day - 3	Surveying the villages	Data collection and Analysing.	
Day - 4	Surveying the villages	Data collection and Analysing.	
Day - 5	Surveying the villages	Data collection and Analysing.	
Day - 6	Surveying the villages	Data collection and Analysing.	

WEEKLY REPORT

WEEK - 1 (From Dt. 15/07/2024 to Dt. 21/07/2024)

Objective of the Activity Done:

Detailed Report:

In this first week, our mentor made a team with 5 members to do a community service project in "Pavulaputti" village which is under Alluri Seetha Rama Raju district. Paduru (and) Anthrapuram are selected "TRADITIONAL HEALTH CARE METHODS" topic

This survey help to maintain daily health care methods and also helps in the recovery to the people.







On the first week, we collectively went to the community to observe the condition and situations in village. What we found in the village are -

→ Village has cement road and under taken system and mainly taking food in forest ingredients.

In this, first week, we collectively surveyed more than 10 houses in village and collected data about

their medicinal and their health care methods in day-to-day life.

ACTIVITY LOG FOR THE THIRD WEEK

DAY & DATE	BRIEF DESCRIPTION OF THE DAILY ACTIVITY	LEARNING OUTCOME	Person In-charge Signature
Day - 1	3rd week starts about traditional health care methods.	Trainers focus us and uses.	
Day - 2	Health and hygiene programme conducted.	Given some pamphlet - instructions	
Day - 3	Surveys about the normal health care & traditional health care methods.	Given & taken from their view of ideas.	
Day - 4	Survey about conducted programmes.	Data collection & written in Records	
Day - 5	Survey the villages	data collection & Analysis.	
Day - 6	Survey the villages	Data collection & Analysis	

WEEKLY REPORT

WEEK - 2 (From DL12M1A2M to DL12J12023)

Objective of the Activity Done: Surveying & collecting data on traditional health care methods.

Detailed Report:

In this second week we (team) continued surveying the remaining houses in Ramulapuram village, our survey extended in this next weekend.

When compared to first week we had lot of experiences with villages while conducting survey in villages the experiences are:

- villages are still superstition.
- They do not have awareness on the daily / minimum traditional health care methods.
- During survey we have seen small children, elder aged 70 years and old aged people.
- Small children are health less likes diseases from ancestors.
- The people still follow old types of methods in traditional health care methods.
- There are few families are still motivated for "guruvu" from their ancestors.
- people still believe the "guruvu" because they know the traditional healthcare methods.
- By the end of second week we surveyed maximum of 30 houses.

ACTIVITY LOG FOR THE SECOND WEEK

DAY & DATE	BRIEF DESCRIPTION OF THE DAILY ACTIVITY	LEARNING OUTCOME	Person In-charge Signature
Day - 1	Created a programme about traditional health care methods.	Frames from us and uses	<i>[Signature]</i>
Day - 2	Survey the villages.	Given some im- posed instr- uction	<i>[Signature]</i>
Day - 3	Survey the villages.	Given ob-taken from their view of ideas	<i>[Signature]</i>
Day - 4	Giving lectures about traditional health care methods.	Data collection & us them in per- ods	<i>[Signature]</i>
Day - 5	Survey the villages.	Data collection & Analysis	<i>[Signature]</i>
Day - 6	Giving the lectures about hygiene.	Data collection & Analysis	<i>[Signature]</i>

WEEKLY REPORT

WEEK - 3 (From Dt. 15/01/2021 to Dt. 21/01/2021)

Objective of the Activity Done: Community Survey Awareness Program Conducted

Detailed Report:

In this third week, we have conducted totally 3 programmes in village to increase the villagers during survey we found that villagers should need awareness on use aspects, so that they can change their minds and step forward to community development.







Traditional health care methods.

programme to bring awareness on villagers about need of development on the modern methods and giving idea on the health care methods are discussed in this programme.

Health and hygiene are awarded people to avoid surrounding, uncleanliness. We awarded them about un healthy habit.

Given lectures about the difference b/w normal health care method and traditional health care methods. The next weekend our survey ended up with awareness camp and learned about the life style of health care methods.

ACTIVITY LOG FOR THE FOURTH WEEK

DAY & DATE	BRIEF DESCRIPTION OF THE DAILY ACTIVITY	LEARNING OUTCOME	Person In-charge Signature
Day - 1	Project Implementation plan is made	Data Analysis Critical thinking Problem-solving.	
Day - 2	Explaining about different types of health care methods and why.	Learning about their ideas	
Day - 3	Awareness on clinical health care methods.	taking suggestions on programmes.	
Day - 4	Created and implemented an meeting for the health care methods.	Learned how to store them	
Day - 5	Survey the villages	data collection & Analysis.	
Day - 6	Survey the villages	data collection & Analysis.	

WEEKLY REPORT

WEEK - 4 (From Dt. 15/10/2022 to Dt. 21/10/2022)

Objective of the Activity Done: project implementation in village.

Detailed Report:

In this fourth week, we have implemented our project in "Ranulapattu" village. This implementation of project included with the ideas and awareness on the traditional health care methods and their use in our day to day life and uses to our body to maintain good health. Created and implemented an awareness on the difference between health care methods and traditional health care methods and uses of health care methods, uses of health care methods and the ideas on the health care methods and also importance of water come in our day to day life.

We motivated the villagers about the daily health care methods and explained about their needs in our body.

Student Self-Evaluation for the Community Service Project

Student Name: P. Dhavalakshmi
 Registration No: 720180805247
 Period of CSP: From: Oct-15 To: Nov/15
 Date of Evaluation: 17/05/2023
 Name of the Person in-charge: M. Shwara Dr. Arachona HOD, OF
 Address with mobile number: Zoology, VJ Patil Institute

Please rate your performance in the following areas:

Rating Scale: 1 is lowest and 5 is highest rank.

1) Oral communication	1	2	3	4	5
2) Written communication	1	2	3	4	5
3) Proactiveness	1	2	3	4	5
4) Interaction ability with community	1	2	3	4	5
5) Positive Attitude	1	2	3	4	5
6) Self-confidence	1	2	3	4	5
7) Ability to learn	1	2	3	4	5
8) Work Plan and organization	1	2	3	4	5
9) Professionalism	1	2	3	4	5
10) Creativity	1	2	3	4	5
11) Quality of work done	1	2	3	4	5
12) Time Management	1	2	3	4	5
13) Understanding the Community	1	2	3	4	5
14) Achievement of Desired Outcomes	1	2	3	4	5
15) OVERALL PERFORMANCE	1	2	3	4	5

P. Dhavalakshmi,
Signature of the Student

Date: 17/05/2023



Virtual Internship Completion Certificate

This is to certify that

PETELI DHANA LAKSHMI

has successfully completed 10 weeks

AWS Cloud Virtual Internship

During Sep - Nov 2022

Supported By **AWS** academy

Peteli K. Hemachandra Reddy
Chairman, APSOE Education Trust
Council of English Education

Dr. Sanjay Ranjan Bhowal
Chief Technology Officer (CTO)
Eduskills



For more details visit <https://www.apsoe.org>

See similar places

Ramulaputtu Sri Ramaa Tampl
రాములపుట్టు శ్రీ రామా...

Ubbediputtu
ఉబ్బేడిపుట్టు

Kummariputtu
కుమ్మరిపుట్టు

Talarisingi
తలారిసింగి

Hanuman Temple
హనుమ

Google

Ramulaputtu Sri Ramaa Tampl


QUESTIONNAIRES
TRADITIONAL HEALTH CARE METHODS

NAME: S. KONDA BABU
GENDER: MALE
AGE: 60
OCCUPATION: FARMER

QUESTIONERS

- 1.-They are used first in case of any emergency?
A) Traditional medicines ✓
B) Allopathic medicines
- 2-Who gave you this knowledge?
A) Family. ✓ B) Books. C) Any others
- 3) Are traditional medicines available in our surroundings or in stores?
village area and shop
- 4) Usually you use health care methods for any problems?
back
- 5) Does conventional medicine cure diseases quickly or does it take time?
- 6) Are these medicines prepared in advance or are they prepared immediately?
- 7) Conjunctivitis
boest milk
- 8) Face pimples?
Neem, Alovera, Teraminic
- 9:) The face shines beautifully?
besan powder





10-How to protect our face in the burning sun?

Tomato. curd milk. Honey

- 11)Prevention of wrinkles on the face Ica cubes
- 12)Cold pepper
- 13)Breathing problems
- 14)Cough ginger
- 15)sore throat Tom milk
- 16)Headache
- 17)Removing colour of the teeth charcoal
- 18)Head lice neem leaves
- 19)Dandruff egg white, onion
- 20)Ear problems
- 21)Sprained legs or arms
- 22)Nail around lemon
- 23)Motions (blood or water)
- 24)Vomiting lemon
- 25)Leg pains
- 26)Swelling of the legs hot salt water
- 27)Health care tips
- 28)Hair lose coconut oil, lemon
- 30)increase long hair fenugreek seeds

QUESTIONNAIRES
TRADITIONAL HEALTH CARE METHODS

NAME: m. mathya kondamma
GENDER: Female
AGE: 36
OCCUPATION: House wife

QUESTIONERS

- 1.-They are used first in case of any emergency?
A) Traditional medicines ✓
B) Allopathic medicines
- 2-Who gave you this knowledge?
A) Family. ✓ B) Books. C) Any others
- 3) Are traditional medicines available in our surroundings or in stores?
village Area surroundings and shops
- 4) Usually you use health care methods for any problems?
Turmeric powder
- 5) Does conventional medicine cure diseases quickly or does it take time?
- 6) Are these medicines prepared in advance or are they prepared immediately?
yes
- 7) Conjunctivitis
breast milk
- 8) Face pimples?
Neem, papaya
- 9:) The face shines beautifully?

- 10) How to protect our face in the burning sun?
tomato, honey
- 11) Prevention of wrinkles on the face Ice cubes
- 12) Cough pepper
- 13) Breathing problems
- 14) Cough ginger
- 15) sore throat ~~ginger~~ powder
- 16) Headache
- 17) Removing colour of the teeth charcoal
- 18) Head lice Neem leaves
- 19) Dandruff egg white onion
- 20) Ear problems
- 21) Sprained legs or arms
- 22) Nail around lemon
- 23) Motions (blood or water)
- 24) Vomiting lemon water
- 25) Leg pains
- 26) Swelling of the legs hot salt water
- 27) Health care tips
- 28) Hair lose coconut water oil, lemon
- 30) increase long hair

QUESTIONNAIRES
TRADITIONAL HEALTH CARE METHODS

NAME: M. Nooka Raju

GENDER: male

AGE: 40

OCCUPATION: Farmer

QUESTIONERS

1.-They are used first in case of any emergency?

A) Traditional medicines ✓

B) Allopathic medicines

2-Who gave you this knowledge?

A) Family ✓ B) Books. C) Any others

3) Are traditional medicines available in our surroundings or in stores?

4) Usually you use health care methods for any problems?

5) Does conventional medicine cure diseases quickly or does it take time?

6) Are these medicines prepared in advance or are they prepared immediately?

7) Conjunctivitis

boest milk

8) Face pimples?

Neem, Alovera, Turmeric

9) The face shines beautifully?

Papay, Banana

10-How to protect our face in the burning sun?

papaya - honey

- 11)Prevention of wrinkles on the face
- 12)Cold pepper
- 13)Breathing problems
- 14)Cough ginger
- 15)sore throat Terminalia milk
- 16)Headache
- 17)Removing colour of the teeth
- 18)Head lice neem leaves
- 19)Dandruff egg white
- 20)Ear problems
- 21)Sprained legs or arms
- 22)Nail around lemon
- 23)Motion (blood or water)
- 24)Vomiting
- 25)Leg pains
- 26)Swelling of the legs hot salt water
- 27)Health care tips
- 28)Hair loss coconut oil
- 30)increase long hair fenugreek seeds

QUESTIONNAIRES
TRADITIONAL HEALTH CARE METHODS

NAME: K. mathya Raju
GENDER: male
AGE: 32
OCCUPATION: Farmer

QUESTIONERS

- 1.-They are used first in case of any emergency?
A) Traditional medicines ✓
B) Allopathic medicines
- 2-Who gave you this knowledge?
A) Family ✓ B) Books. C) Any others
- 3) Are traditional medicines available in our surroundings or in stores?
Village areas
- 4) Usually you use health care methods for any problems?
- 5) Does conventional medicine cure diseases quickly or does it take time?
- 6) Are these medicines prepared in advance or are they prepared immediately?
Before
- 7) Conjunctivitis
breast milk
- 8) Face pimples?
Neem, Papaya, cow milk
- 9:) The face shines beautifully?
Papaya, Potato, Alovera

- 10-How to protect our face in the burning sun?
tomato, honey
- 11)Prevention of wrinkles on the face
- 12)Cold Pepper
- 13)Breathing problems
- 14)Cough ginger
- 15)sore throat Turmeric powder
- 16)Headache
- 17)Removing colour of the teeth Charcoal
- 18)Head lice Neem leaves
- 19)Dandruff onion,
- 20)Ear problems
- 21)Sprained legs or arms
- 22)Nail around Lemon
- 23)Motions (blood or water)
- 24)Vomiting Lemon water
- 25)Leg pains
- 26)Swelling of the legs hot salt water
- 27)Health care tips
- 28)Hair lose onion.
- 30)increase long hair

ACKNOWLEDGMENTS
I have made me to accomplish this
project to the faculty guide

QUE
1-T
A) T
B) A
2-W
A)
3) A
in
4)
5
if

QUESTIONNAIRES
TRADITIONAL HEALTH CARE METHODS

NAME: M. BASANT
GENDER: Male
AGE: 30
OCCUPATION: Farmer

QUESTIONERS

- 1.-They are used first in case of any emergency?
A) Traditional medicines ✓
B) Allopathic medicines
- 2-Who gave you this knowledge?
A) Family ✓ B) Books. C) Any others.
- 3) Are traditional medicines available in our surroundings or in stores?
medical shop & village areas.
- 4) Usually you use health care methods for any problems?
- 5) Does conventional medicine cure diseases quickly or does it take time?
- 6) Are these medicines prepared in advance or are they prepared immediately?
Before (21) Immediately
- 7) Conjunctivitis
breast milk
- 8) Face pimples?
Turmeric, Alovera
- 9) The face shines beautifully?
Papaya, Cow milk

10-How to protect our face in the burning sun?

cold milk

- 11)Prevention of wrinkles on the face
- 12)Cough
- 13)Breathing problems
- 14)Cough ginger.
- 15)sore throat
- 16:)Headache neem leaves
- 17)Removing colour of the teeth
- 18)Head lice neem
- 19)Dandruff egg wight
- 20)Ear problems
- 21)Sprained legs or arms
- 22)Nail around lemon
- 23)Motions (blood or water)
- 24)Vomiting lemon water.
- 25)Leg pains
- 26)Swelling of the legs hot salt water
- 27)Health care tips
- 28)Hair lose coconut oil
- 30)increase long hair

QUESTIONNAIRES
TRADITIONAL HEALTH CARE METHODS

NAME: M. Balanna

GENDER: 45 Male

AGE: 45

OCCUPATION: Farmer

QUESTIONERS

1.- They are used first in case of any emergency?

A) Traditional medicines ✓ (normal)

B) Allopathic medicines

2- Who gave you this knowledge?

A) Family. ✓ B) Books. C) Any others

3) Are traditional medicines available in our surroundings or in stores?

Villages Areas. (not now, normal)

4) Usually you use health care methods for any problems?

5) Does conventional medicine cure diseases quickly or does it take time?

6) Are these medicines prepared in advance or are they prepared immediately?

Immediately.

7) Conjunctivitis

breast milk

8) Face pimples?

Teemink

9) The face shines beautifully?

Papaya.

10-How to protect our face in the burning sun?
papaya.

- 11)Prevention of wrinkles on the face
- 12)Cold ginger
- 13)Breathing problems
- 14)Cough ginger
- 15)sore throat
- 16)Headache Neem leaves
- 17)Removing colour of the teeth
- 18)Head lice Lemon
- 19)Dandruff lemon, onion.
- 20)Ear problems
- 21)Sprained legs or arms
- 22)Nail around lemon
- 23)Motion (blood or water)
- 24)Vomiting lemon water
- 25)Leg pains
- 26)Swelling of the legs hot salt water.
- 27)Health care tips
- 28)Hair lose onion.
- 30)increase long hair

QUESTIONNAIRES
TRADITIONAL HEALTH CARE METHODS

NAME: S. Chilakamma

GENDER: Female

AGE: 39

OCCUPATION: House wife

QUESTIONERS

1.- They are used first in case of any emergency?

A) Traditional medicines ✓

B) Allopathic medicines

2- Who gave you this knowledge?

A) Family. ✓ B) Books. C) Any others

3) Are traditional medicines available in our surroundings or in stores?

4) Usually you use health care methods for any problems?

5) Does conventional medicine cure diseases quickly or does it take time?

6) Are these medicines prepared in advance or are they prepared immediately?

Before and immediately.

7) Conjunctivitis

breast milk

8) Face pimples?

Teermine,

9) The face shines beautifully?

Papaya

- 10-How to protect our face in the burning sun?
papaya
- 11)Prevention of wrinkles on the face
 - 12)Cold
 - 13)Breathing problems
 - 14)Cough ginger
 - 15)sore throat
 - 16)Headache Neem leaves
 - 17)Removing colour of the teeth
 - 18)Head lice Neem
 - 19)Dandruff Lemon, onion
 - 20)Ear problems
 - 21)Sprained legs or arms
 - 22)Nail around Lemon
 - 23)Motions (blood or water)
 - 24)Vomiting Lemon, water
 - 25)Leg pains
 - 26)Swelling of the legs hot salt water
 - 27)Health care tips
 - 28)Hair lose onion
 - 30)increase long hair

QUESTIONNAIRES
TRADITIONAL HEALTH CARE METHODS

NAME: M. Kantha Rao
GENDER: male
AGE: 32
OCCUPATION: Farmer

QUESTIONERS

1.-They are used first in case of any emergency?

A) Traditional medicines ✓
B) Allopathic medicines

2-Who gave you this knowledge?

A) Family. ✓ B) Books. C) Any others

3) Are traditional medicines available in our surroundings or in stores?

✓ Villages areas

4) Usually you use health care methods for any problems?

5) Does conventional medicine cure diseases quickly or does it take time?

6) Are these medicines prepared in advance or are they prepared immediately?

before

7) Conjunctivitis

boast milk

8) Face pimples?

Jasminip

9:) The face shines beautifully?

10-How to protect our face in the burning sun?

- 11)Prevention of wrinkles on the face *papay*
- 12)Cough
- 13)Breathing problems
- 14)Cough *ginger*
- 15)sore throat
- 16)Headache *leem leaves*
- 17)Removing colour of the teeth
- 18)Head lice *leem*
- 19)Dandruff *lemon, egg white*
- 20)Ear problems
- 21)Sprained legs or arms
- 22)Nail around *leem, lemon*
- 23)Motions (blood or water)
- 24)Vomiting *lemon water*
- 25)Leg pains
- 26)Swelling of the legs *hot salt water*
- 27)Health care tips
- 28)Hair lose *onion*
- 30)increase long hair